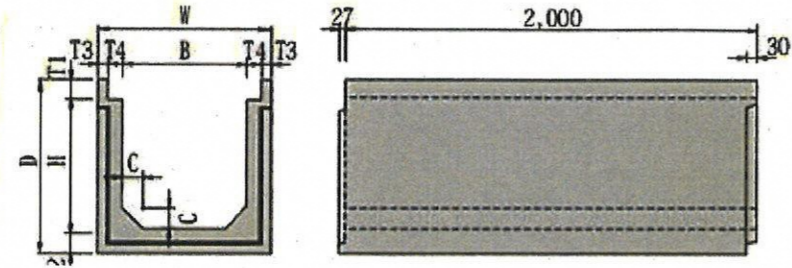




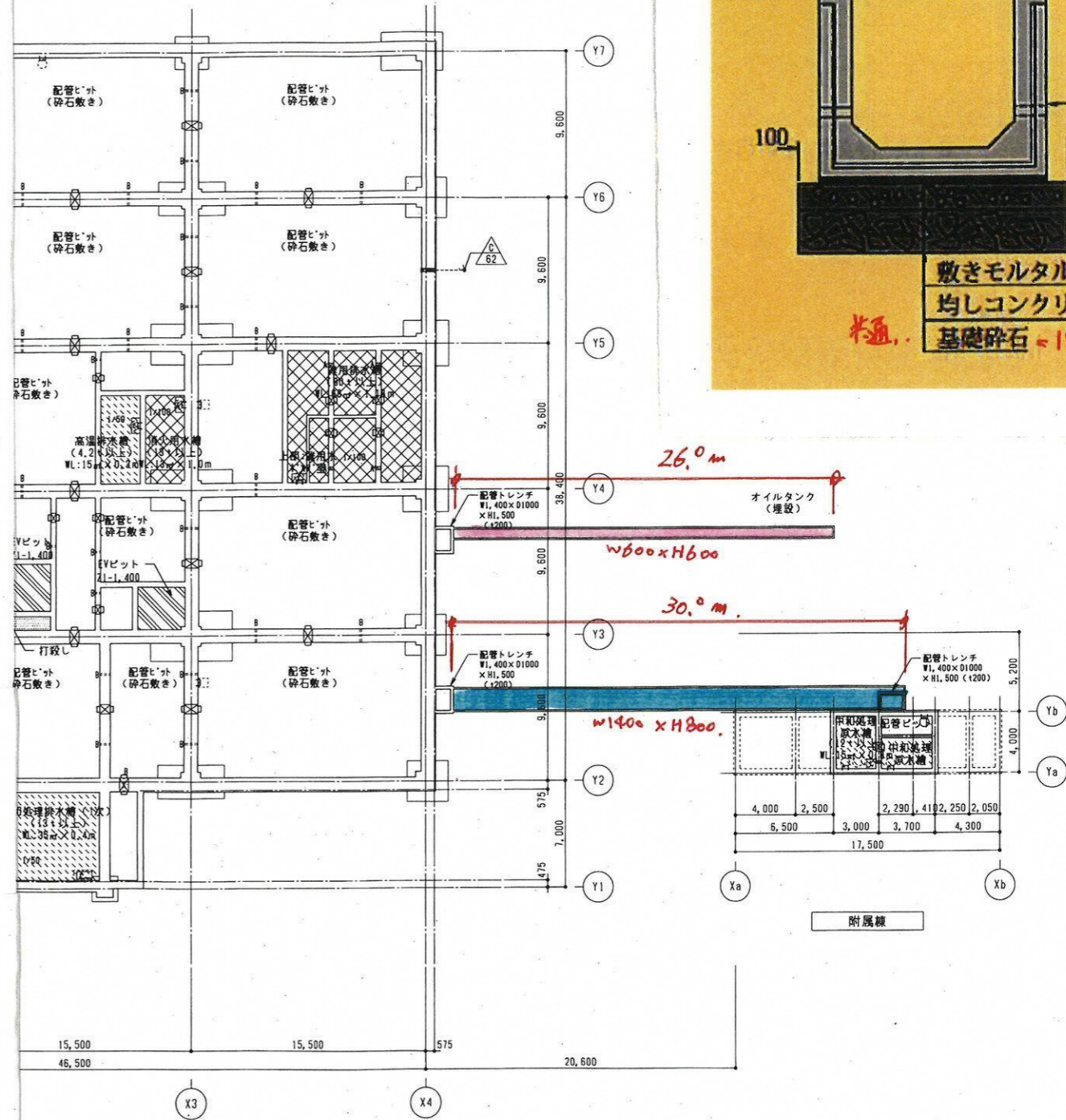

本体寸法表 B600~B1,200



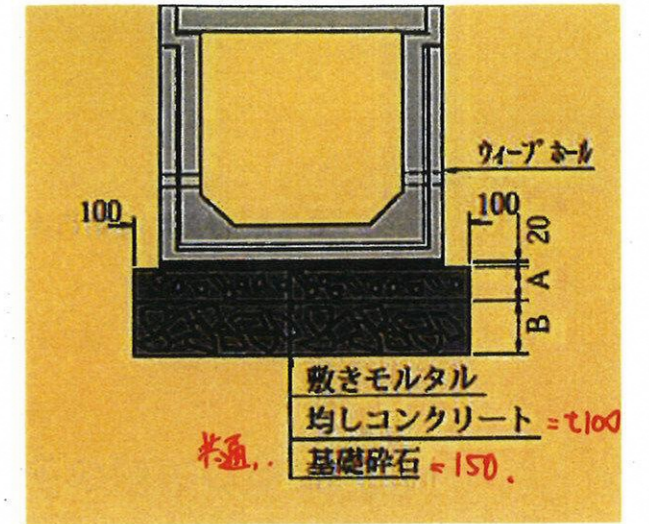
呼び名		寸法詳細 (mm)							参考質量	ダウンロード	
B	H	T1	T2	T3	T4	C	W	D	(kg)	dwg	dxg
600	500	140	120	50	70	100	840	760	1,180	DL	DL
	600	140	120	50	70	100	840	860	1,290	DL	DL
	700	140	120	50	70	100	840	960	1,410	DL	DL
	800	140	120	50	70	100	840	1,060	1,520	DL	DL
	1,200	140	120	50	70	100	840	1,460	1,980	DL	DL
1,400	800	170	140	60	80	100	1,680	1,110	2,350	DL	DL
	1,000	170	140	60	80	100	1,680	1,310	2,620	DL	DL
	1,200	170	140	60	80	100	1,680	1,510	2,890	DL	DL
	1,400	170	140	60	80	100	1,680	1,710	3,160	DL	DL



呼び名	B	T	(kg)
UCS1-B600	730	140	250
UCS1-B700	830	140	280
UCS1-B800	930	140	310
UCS1-B900	1,030	140	350
UCS1-B1000	1,130	140	380
UCS1-B1100	1,230	140	410
UCS1-B1200	1,330	140	450
UCS1-B1300	1,430	170	580
UCS1-B1400	1,550	170	630
UCS1-B1500	1,650	170	670
UCS1-B1600	1,770	170	720
UCS1-B1700	1,890	170	770



トレンチ: 大洋コンクリート工業(株)



構造質疑 No. 15

